



EXELOO™

Not an extravagance, but so much more than just a convenience



www.exeloo.com

THE EXELOO VISION

Our vision is to provide a public toilet facility which provides the highest standard of hygiene and safety for users, meets the needs of the disabled and discourages loitering and vandalism.



Toilet seat inside wash unit

THE EXELOO GALAXY CONCEPT

The atmosphere of any town or city can be determined by the style of its buildings and the provision of facilities.

The **Exeloo** Galaxy range of APTs combines the highest quality of public amenity and a design style which is a distinctive streetscape feature.



Sensor operated basin

FEATURES:

TOILET SEAT WASHER

After each use, the seat is retracted into a rear compartment and cleaned and dried before being available for the next user at the touch of a button.

ELECTRONIC SENSOR OPERATED BASIN

The **Exeloo** sensor operated basin provides separate no touch sensor operation of soap, water and hand drying facilities.

NO TOUCH TOILET FLUSHING

Toilet flushing is activated automatically when the user washes their hands or when they open the door to leave.

CONCEALED OPERATING COMPONENTS

All control devices are concealed in the service area of the unit reducing clutter and ensuring they cannot be damaged.

ELECTRONIC PAPER DISPENSER

The **Exeloo** electronic paper dispenser accommodates a jumbo toilet roll. It offers variable paper length settings and a time delay after two activations to prevent waste.

MOVEMENT SENSOR

For the safety of users, each unit is fitted with a concealed movement sensor.



Galaxy Heritage unit in central city park location

EXELOO GALAXY APTs OFFER...

- A safe and friendly environment for users
- Music and voice messages to assist users
- Toilet seat washed after each use
- Toilet automatically flushed after each use
- Multiple safety systems
- Access and facilities for people with disabilities
- Regular automatic cleaning
- Automatic daily locking and unlocking
- Reduced cleaning and maintenance costs
- Vandal resistant fixtures and surfaces
- Simple installation and easy relocation if required
- Statistics on usage provided through a touch screen
- Remote monitoring via phone connection

AUTOMATIC SYSTEMS

Each unit has multiple safety systems and a range of functions that can be adjusted to suit specific site requirements. They also provide a wide variety of usage information.

WASH CYCLE

A wash cycle sprays disinfectant over the toilet pan and floor then washes this down with water jets. Air dryers then dry the floor.

ELECTROMAGNETIC LOCKING

A concealed electromagnetic device ensures tamper proof reliable and safe main door locking.

MUSIC AND VOICE MESSAGES

A communications module provides up to 8 minutes of background music or messages from sponsors. It also gives voice instructions to occupiers.

SIGNAGE

Vandal resistant braille and tactile signage shows the status of the unit, its features and operating instructions.



Located on traffic island in central city location



Clean seat being lowered into position

OPTIONS:

BABY CHANGE TABLE

Proprietary baby change tables can be installed if required.

SANITARY DISPOSAL

Exeloo has developed a discrete stainless steel chute and cabinet which allows the contents to be deposited into a concealed fire-retardant plastic bin for easy servicing.

SHARPS DISPOSAL

The *Exeloo* stainless steel sharps disposal chute discharges to an approved disposal container in the service bay.

COIN OR CARD OPERATION

Coin or card operation can be included if required.



Clean seat ready for use

STRUCTURE:

FLOOR

A precast reinforced concrete floor which falls to a built in floor drain allows easy installation on simple foundations.

FRAME

Exterior wall and roof frames are made of stainless steel to ensure strength when the unit is transported and to provide a long service life.

CLADDING

The stainless steel frame allows the exterior to be clad with a variety of materials including decorative or heavy gauge stainless steel or pre-coated aluminium panels. Talk to us about your specific design requirements.

CEILINGS

A fibreglass ceiling provides a smooth stylish appearance.



Clear signage is provided

INTERIOR WALLS

All interior walls are lined with baked porcelain on steel panels providing a resilient, long lasting surface. If preferred we can also offer ceramic tiles as the internal wall lining.

FLOORING

The floor is surfaced with non-slip ceramic tiles with moisture resistant grout or a resin coating. These surfaces are tough and easily cleaned.

DOORS

All doors are made with a rigid aluminium frame. Surface panels can either be stainless steel or aluminium.



Wide view of interior

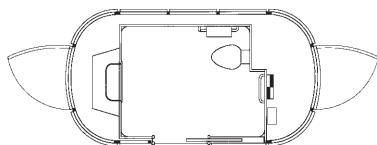


Rear view - central city location

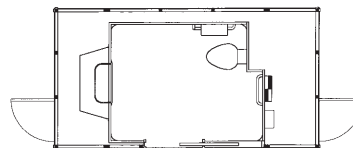
RESEARCH REPORT SUMMARY:

EFFECTS OF THE EXELOO AUTOMATED CLEANING SYSTEM, University of Auckland

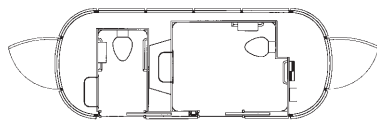
"The **Exeloo** wash cycle was extremely effective and removed 99.9% of the contaminating microorganisms even though they had time to dry on the surface. The results were very consistent and confirmed the effective elimination of microorganisms from contaminated areas within the **Exeloo** unit."



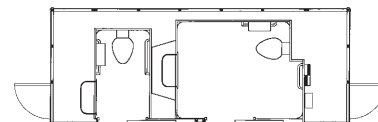
Single Galaxy floor plan with oval exterior



Single Galaxy floor plan with rectangular exterior



Twin Galaxy floor plan with oval exterior



Twin Galaxy floor plan with rectangular exterior



Worldwide Exeloo Distributors:

NEW ZEALAND

Exeloo Ltd
PO Box 33-256, Takapuna
26 Paramount Drive, Henderson
AUCKLAND
TEL: 64-9-838 8912
FAX: 64-9-838 8913
email: info@exeloo.com
website: www.exeloo.com

AUSTRALIA-VIC,ACT,SA, WA & TAS

WC Convenience Man Pty Ltd
Unit 20 / 260 Wickham Rd
Moorabbin VIC 3189
TEL: 61-3-9555 3533
FAX: 61-3-9555 3422
email: wccman@ozemail.com.au

AUSTRALIA-NSW & NT

Exeloo RBA Pty Ltd
PO Box 30 Oatley NSW 2223
TEL: 61-2-9570 8888
FAX: 61-2-9570 9268
email: exeloo@rbagroup.com.au
website: www.rbagroup.com.au/exeloo

AUSTRALIA-QLD

Exeloo RBA Pty Ltd
PO Box 625
Springwood QLD 4122
TEL: 61-7-3387 7709
FAX: 61-7-3808 4738
email: exeloo@rbagroup.com.au
website: www.rbagroup.com.au/exeloo

USA-CST & EST TIME ZONES

Exeloo East
2596 South Cobb Drive
Smyrna GA 30080
TEL/FAX: 1-770-436 0699
email: louis@exelooeast.com
doug@exelooeast.com
website: www.exelooeast.com

USA-MST & PST TIME ZONES

Exeloo West
Tel: 1-877-409 6802
email: damien@exeloowestern.com

CANADA

CANZ Traders
email: grantsmith@exeloo.com

SINGAPORE

Marathon Equip Asia Pte Ltd
12 Tuas Avenue 1 Singapore 639497
TEL: 65-6861 8141
FAX: 65-6863 3310
email: sanderson@marathonasia.com